



TO: ALL PAST, PRESENT AND FUTURE NEW PARIS SPEEDWAY MODIFIED CLASS PARTICIPANTS:

THE FOLLOWING MODIFIED CLASS RULES HAVE BEEN ESTABLISHED FOR THE 2023 RACING SEASON. THESE RULES ARE MEANT TO CREATE THE FAIREST, MOST COMPETITIVE ENVIRONMENT POSSIBLE. WE WILL RESERVE THE RIGHT TO MAKE ADJUSTMENTS TO THE WEIGHT AND LEFT SIDE PERCENTAGE REQUIREMENTS IF ANY ONE TYPE OF VEHICLE APPEARS TO BE DISPLAYING A HUGE ADVANTAGE. IF CHANGES ARE NECESSARY WE WILL INFORM YOU A MINIMUM OF 2 WEEKS IN ADVANCE OF THESE CHANGES. WE FULLY UNDERSTAND AND RESPECT YOUR PASSION, HARD WORK AND COMPETITIVE SPIRIT WITHIN EACH OF YOU AND YOUR DESIRE TO HAVE THE FASTEST VEHICLE THAT IS CAPABLE OF WINNING. WE APPRECIATE YOUR COOPERATION AND UNDERSTANDING OF THIS STATEMENT AS WELL AS ALL YOUR EFFORTS TO GROW THIS CLASS

SINCERELY,

TRACY AND CHRIS

NEW PARIS SPEEDWAY



2023 MODIFIED RULES

PLEASE REFER TO RULE BOOK DISCLAIMER, GENERAL AND TRACK RULES

SAFETY:

- 1. A full 5 point restraint system is required and may be no older than 3 years old.**
- 2. Window nets must be used at all times during participation and may be no older than 3 years old.**
- 3. Neck collars or HANS type devices are required for all participants.**
- 4. A minimum 2 1/2" lb. fire extinguisher is required to be securely mounted within the driver's reach.**
- 5. All Cars must have shut off switch next to the driver's window which can easily be reached from the outside of the car.**
- 6. Raceceiver type communication devices required for all classes.**

Frame:

1964 or newer OEM perimeter American made rear wheel drive passenger car frame only. (Reproduction 68-72 Chevelle frames are approved). No sports car frames. 2002 & up Ford Crown Vic or similar frames are allowed. Strut front suspension of any kind allowed, must add 150 lbs. No tube clips allowed. Frame must be full and complete, cannot be widened or narrowed, and must be able to support roll cage on both sides. Exceptions: Weight jack in original center line of spring tower; frame may be cut a maximum 36 inches forward from center of rear housing; horns may be removed in front of steering box; front crossmember may be notched and boxed for radiator and/or steering clearance; maximum 7 inch wide opening in side of spring tower for spring removal. OEM upper A mounts may be replaced with aftermarket mounts.

Maximum 4 inch wide by 4 inch tall frame stiffener may be welded directly to outside of left OEM frame rail. Left side OEM frame rail may be notched for seat and foot clearance. Minimum wheelbase 108 inches, maximum 112 inches, both sides. Maximum overall width, front and rear, shall not exceed 78 inches from outside of tire, to outside of tire. No ride height rule BUT.. Ground clearance on all parts of the body and frame with driver must clear scales without holding up the line.

Damage to scales will not be permitted. No pull ups or jacking after the race. Anyone caught doing this to comply or to pass tech will be disqualified no exceptions. ** THIS MAY BE CHECKED AT ANY TIME INCLUDING VICTORY LANE.

Roll Cage:

Must consist of continuous hoops, minimum 1.75 inch O.D. tubing, with a minimum wall thickness of .095 inch for the main cage. Frame mounted in at least 6 places, low carbon or mild steel recommended. Must consist of a configuration of front, rear, and top hoops connected by tubing on the sides or side hoops. Driver's head must not protrude outside cage with helmet on. Roll cage must be securely supported and braced with minimum 1 cross bar in top halo. Foot protection bar(s) required. Main cage no further forward than rear of engine. All bars forward of the cage must be lower than the hood. "X" OR "Z" BAR BEHIND DRIVERS HEAD IS HIGHLY RECOMMENDED. ALL CARS RUNNING A BIRD CAGE TYPE REAR END MUST HAVE A 1/16" STEEL OR 1/8" ALUMINUM PLATE BEHIND THE SEAT FROM THE TOP BAR TO THE BOTTOM AND FROM THE LEFT SIDE DOOR BARS TO 3" PAST THE SEAT. THIS WILL BE IN PLACE OR YOU WILL NOT BE ALLOWED TO COMPETE.

2023 MODIFIED RULES CONTINUED

DOOR BARS:

All driver side door bars and uprights must be a minimum 1.75 inch and .095 inch wall thickness. Minimum 4 driver side door bars, parallel to the ground and perpendicular to the driver, and welded to the front and rear roll cage. Passenger side must have at least 1 cross door bar, horizontal or angled, and 1 top door bar, minimum 1.5 inch O.D. Steel door plate, 16 gauge (.065) minimum thickness, must be securely welded to outside of the driver side door bars and cover the area from top door bar to bottom door bar and from rear hoop down post to front cage down post.

BODY: (See Diagram)

Must be same width, front to rear, and parallel to the OEM frame. Engine compartment must remain open on both sides. Hood must be enclosed at rear. No panel in front of right door to engine compartment. No inner panels. Must have front windshield support and rear window support posts. Driver and passenger side windows must have at least 12" X 18" opening (height and width), measured at center of window, between lowest point at top of window, whether roof or roll cage, and the highest point at bottom of window, whether interior or body. May use Lexan in sail panels. May run Full, Half, or Minimum 3 Bars for Windshield. ROOFS MUST BE FIBERGLASS OR ALUM (NO CARBON FIBER) FULL SIZE, ROUNDED AND STOCK APPEARING (NO FLAT ROOFS). Must run full upper and lower nose. No plastic body parts with the exception of the Five Star MD3 Nose. No wings or aero dynamic devices inside or outside the car. Outside of tires must be the widest part of car. Quarter panels and B/C pillars must be 2 distinct pieces. Oil coolers/radiator must not protrude above interior or outside of body. Roof must mount within ½" to the top of the cage and still meet existing roof rules, and Diagram (M). ROOF FRONT MIN 3" –MAX 5" REAR MIN 1 1/2" - MAX 2" the spoiler. Spoiler must be 1 piece.

Sail Panels:

Must not be wider than the body and must attach to the quarters in a single stock appearing plane that angles inward to the roof. No fins or lips on, body, or ,,you may run a lip of ¾ by ¾ on sail panel only max, max 6 in. nose to ground before and after race. You may run a alum roof if it meets the specs if it don't we will add 100lbs to the car on the scales. Aluminum nose may have a max 1 1/2" lip on top side of nose. Plastic noses are ok.

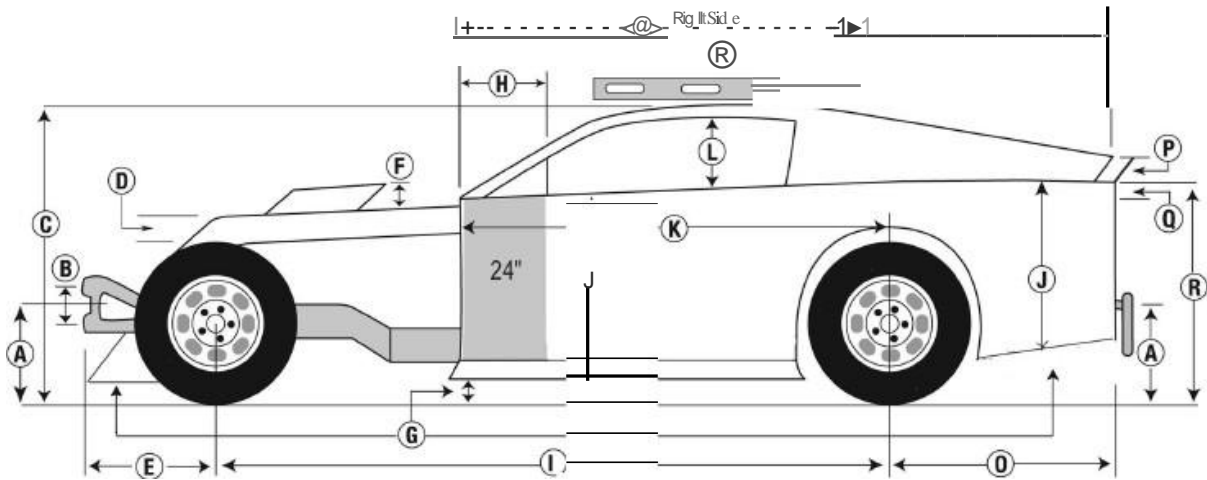
Driver Compartment:

Must have a minimum 3 windshield bars in front of the driver. Lexan or aluminum cowl panel in front of the driver can be no wider than the cockpit and no farther back than the steering wheel. Minimum .125 inch aluminum, or 22 (.035 inch) gauge steel, complete floor pan required. Aluminum high back seat only and must be bolted in securely, inside the left OEM frame and ahead of the rear tires. Bottom of seat can be no lower than bottom of frame. (NASCAR STYLE RIGHT AND LEFT HEAD, SHOULDER SUPPORTS AND LEG RESTRAINTS HIGHLY RECOMMENDED). Driver must be sealed off from track, driveline, engine, fuel cell, battery and pumps. No driver adjustable devices allowed in cockpit except brake adjusters..

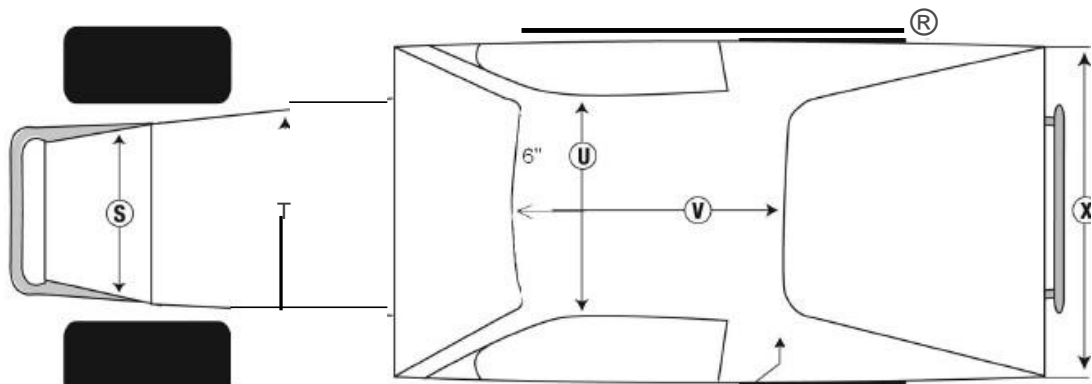
2023 MODIFIED RULES CONTINUED

ASPHALT BODY DIAGRAM & DIMENSIONS

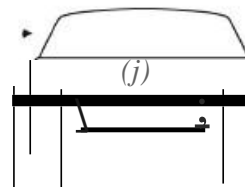
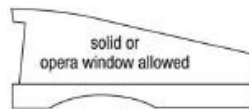
- (A) 20" Max. – 16" Min. (Ground to center of bumper front & rear)
- (B) 6.5" Min. (Center to center)
- (C) 46" Max. – 42" Min.
- (D) 6" Max. Hood sides – 3" Max. Rake in hood.
- (E) 32" Max. (Bumper & Nose)
- (F) 6" Max. (Scoop/Deflector)
- (G) 4" Min. at Nose and Sides – 8" Min. at Quarters
- (H) 19" Max.
- (I) 112" Max. – 108" Min.
- (J) 29" Max. – 22" Min.
- (K) 72" Max. Or not past back of block, right side. Left side may extend forward to cover foot box if necessary.
- (L) 18" Max. – 12" Min. Opening, both sides.
- (M) WITH 6' LEVEL, MUST HAVE MIN 1.5" MAX 2" GRADUAL CLEARANCE AT REAR AND MIN 3" AND A MAX OF 5" AT FRONT..LEVEL WILL BE PLACED AT CENTER OF ROOF TO GET DIMENSIONS LISTED IN ITEM "M"!!
- (N) 117" Max. – 106" Min.
- (O) 45" Max. – 34" Min.
- (P) 3" Max. height at rear of sail panel, gradual slope from roof to this point. (4" x 66" Max. spoiler 45 degrees to the deck is allowed with supports to the rear only.)
- (Q) Interior slope is 6" Maximum. Front to rear and flat across. If flat at front half of interior you have used up 50% of your 6" so from behind the driver to the rear you only have 3" of slope. Top of interior must be flush with top of doors and quarter panels.
- (R) 38" Max. – 28" Min.
- (S) 38" Max. – 24" Min.
- (T) 66" Max. – 24" Min. No narrower than radiator
- (U) 52" Max. – 44" Min.
- (V) 56" Max. – 41" Min.
- (W) Tires must be the widest part of the car. Must be able to see side wall of tire from front, top, and rear.
- (X) 66" Max. – 53" Min.
- (Y) 8" Panel / 90 degrees to ground. Must be solid, attached to the deck and extend to the quarter panels, securely fastened.
- (Z) Aluminum "I" beam or tubular steel rear bumpers allowed, MUST have rounded nerf bars that follow quarter panel and connect back to frame on both sides.
- (AA) 6 ins max nose to ground before and after race (no pull up)



Shaded area reserved for Series and/or Track Sponsor Decals. MUST DISPLAY DECALS TO BE ELIGIBLE FOR FUUPURSE.



SAIL PANEL, S: Must not be wider than the body and must attach to the quarters in a single stock appearing plane that angles inward to the roof.



2023 MODIFIED RULES CONTINUED

FRONT SUSPENSION:

All components must be steel, unaltered OEM, in OEM location, and replaceable by OEM parts. Exceptions: Tube type upper A frames with or without aluminum or steel cross shaft, and mounts can be moved; stamped steel OEM replacement lower a-frames; rubber, nylon, or steel lower a-frame bushings; no offset bushings; welded or bolted shock mounts on lower a-frames; Lower a-frames must be right and left, and of the same design. Lower a-frame mounts and bolt holes on frame must be in OEM location. OEM type ball joints only. Sway bar must be OEM type, No splined bars. Steel hub and rotor may be used No aluminum. 2pcs hub and rotor OK. No wide 5s

STEERING:

No rack and pinion. All components must be steel, in OEM location. Exceptions: Aftermarket steel adjustable Center Link OK. Tie rod ends and adjuster sleeves may be replaced by a minimum .625 inch steel rod ends and steel tubes; OEM spindles can be modified for ball joints and tie rod ends; Passenger car drop spindles allowed; (OEM passenger car spindles ONLY - NO MADE FOR RACING OR FABRICATED SPINDLES.) Bolt on spindle savers allowed; spindles must be right and left, and of the same design; steel steering shafts and knuckles only; steering quickener, steering wheel and quick release may be aluminum; driver compartment steering may be modified, but must be kept on left side. OEM center link or OEM after market type center links allowed.

SHOCKS:

NO EXTERNAL CANISTERS (SHRADER VALVES PERMITTED) 1 SHOCK PER WHEEL, 1 ADDITIONAL SHOCK ALLOWED IN THE LIFT/PULL BAR AREA. ALL SHOCKS MUST BE EASILY REMOVED (NO COVERS ALLOWED) **NO

Coil Overs (jobber price in Motor State book). SPRINGS:

Steel coil and leaf springs allowed. Coil springs must be at least 4.5 inches O.D. No torsion bars or air bags. Exception: Pull bar may utilize smaller O.D. springs.

REAR SUSPENSION:

No independent rear suspension. All components must be steel. No covers allowed. All trailing arms/link bars must be made of steel tubing (aluminum hex tube will be acceptable) Rear of frame may be altered to accept leaf or coil springs. Steel coil-over eliminators, and steel or aluminum (5") coil-over kits, allowed on the rear only. Must conform to shock and spring rules. No rear sway bars. Aluminum panard bar adjuster allowed.

REAR END:

Any steel approved OEM passenger car or truck rear end allowed. Closed, steel tube Quick changes allowed. Safety hubs (floater) mandatory. Steel axles only. No cambered rear ends. One (1) piece drive flange only. All components must be steel. Exceptions: lowering blocks, axle caps, rotor plates, and drive flanges. NO COVER ON REAR END OF BODY

BUMPERS: (See diagram)

Steel bumpers must be on front and rear at all times and welded or bolted securely to the frame. Must be a minimum 1.25 inch O.D. tubing, .065 wall thickness. Two bar front bumper must be mounted frame end to frame end, no wider than width of OEM frame horns. Bottom loop must be parallel to the ground. Top bar must be directly above bottom bar, minimum 6.5 inches apart, measured center to center no more than 2 or 3 upright bars between parallel bars at a 90 degree's, NO Cattle Catchers!!. Aluminum I-beam rear bumper are allowed. No sharp edges. Rear bumper must have nerf bars on each side rounded back to main frame. Bumper must be same width of quarter panels. (See Z on body panel rules) 6 ins nose to ground at any time before or after race.

2023 MODIFIED RULES CONTINUED

WHEELS:

Eight (8) inch steel wheel only, measured from inside bead to inside bead. No screws or rim mounted bleeder valves. Steel and aluminum wheel spacers are allowed.

TIRES:

Hoosier D800. * *Hoosier Tires are Subject to Change based on Availability.*

BRAKES:

MUST be Steel OEM type ONLY, operative on all 4 wheels, drum or disc. Must maintain minimum OEM dimensions for hub/rotor and calipers, cannot be drilled or lightened. Bolt pattern may be changed. Larger studs allowed. Front brake rotors MUST be stock type. Rear rotors may be aftermarket, minimum .810 inch thick, vented rotors only. No scalloped or drilled rotors.

EXHAUST:

Round tube headers only. All primary tubes must enter into 1 collector, at the end of the header. Mufflers required. Right side exhaust may exit under the car or out right side door.

FUEL SYSTEM:

Mechanical or belt driven pump only and may be mounted on front or rear of motor any others please ask tech for approval. Racing fuel cell required 22 gallon maximum capacity, square or rectangle in shape (no tear drop, wedge, or exotic F-1 type fuel cells allowed). MUST BE IN A MINIMUM 22 GAUGE STEEL CONTAINER. Cell must be securely mounted behind the rear axles and between the rear tires. Cell must be no lower than bottom of rear end housing. Cell must be mounted with a minimum 2 solid steel strap around the entire cell, 2 inches wide and .125 inches thick or equivalent. All cell mounts must be steel and securely welded or bolted to the frame. Protective tubing must cover rear of cell and extend past both ends of the cell. No part of the cell is to be lower than the protective tubing. Vents and lids must have check valves. Fuel line pick up must be on top of cell. No cool cans and (1) fuel filter only. Min fuel cell 16 gal (we will not stop for refuel stops). An "A" must be on the Rear Panel & Left Front Pilar if running alcohol to alert The Safety Team.

FUEL:

Racing gasoline or alcohol allowed. E85 will be allowed. An "A" must be on the Rear Panel & Left Front Pilar if running alcohol to alert The Safety Team.

WEIGHT:

Minimum weight limit of 2,400 pounds, 1000lbs. right side (No Tolerance), after race or qualifying with driver and helmet in car setting in normal driving position. Weights must be securely mounted with at least (2) half inch bolts to frame or roll cage, and painted white with car number on it. No weight outside of the body. No titanium, carbon fiber, or exotic materials used on race car. No gun-drilled, tubular, hollow bolts or studs. Steel fasteners only.

BATTERY / STARTER:

One 12/16 volt battery only, must be securely mounted between frame rails, behind crossmember, in front of rear end and outside of driver cockpit, with positive terminal covered. Car must have the capacity of starting without being pushed or pulled. Standard or reverse mount starters allowed.

GAUGES / ELECTRONICS:

No electronic monitoring computer devices capable of storing or transmitting information. Exception: Analog tach. No adjustable ignition control boxes. One (1) 12/16 volt ignition box allowed. No additional ignition accessories allowed. No magnetos. No traction control devices. **TRACK MAY SWAP IGNITION BOX AT ANYTIME – REFUSAL WILL RESULT IN DISQUALIFICATION AND/OR FINE!

2023 MODIFIED RULES CONTINUED

TRANSMISSION:

Running and car in still position, must be able to engage car in gear and move forward, then backward. OEM production type or approved aftermarket transmissions (Bert, Brinn, Falcon) allowed. (2-speed, 3-speed, 4-speed and automatic). No 5- speed or more transmissions, No 'in and 'out boxes allowed. Standard clutch type transmissions must have a blow proof bell housing (steel or aluminum). Automatic transmissions must have an approved scattershield.

DRIVE SHAFT:

Minimum 2.5 inch diameter, steel drive shaft, painted white. Steel slip-yokes only. 360 degree drive shaft loop required and must be constructed of at least .25 inch by 2 inch steel or equivalent, mounted 6 inches back from front u-joint.

ENGINE COMPARTMENT:

Rear of engine must be mounted at least 72 inches forward from centerline of rear axle. Engine offset must be kept within 2 inches of centerline of front crossmember with engine level. Minimum 11 inches from centerline of crank shaft to ground (WILL BE CHECKED!!) Radiator must be mounted in front of engine. Cooling system may be modified. No anti-freeze.

ENGINE:

Any American make engine allowed. Steel block. No machine work to the outside of block (lightening). Wet sump oiling system only. **SINGLE STAGE EXTERNAL PUMP ALLOWED AS LONG AS OIL REMAINS IN PAN (NO EXTERNAL TANKS). One (1) naturally aspirated two or four barrel carburetor only. (No fuel injection) No magnets. Oil pump must be in front of engine.

NUMBERS / DECALS:

All numbers shall be in contrasting color from body, affixed to both doors and top, be at least 4 inches thick and 20 inches tall, and be readable from the passenger side of car. Competitors are to reserve the front 24 inches of each door for Contingency Sponsors.

ROOF:

Aluminum roofs ok. Must meet specs. Fiberglass roof AR Bodies p/n 190050 & Five Star Roof or with Officials approval ROOF FRONT MIN 3" – MAX 5" REAR MIN 1.5" – MAX 2"

**ALL RULES INTERPRETATIONS AND RULINGS ARE AT THE DISCRETION OF
THE TECHNICAL DIRECTOR AND ARE FINAL!**

**CARS MUST CONFORM TO THE RULES AND BE LEGAL FOR
EVERY EVENT! THERE WILL NO LONGER BE ANY 1 WEEK
GRACE PERIODS!**